



GCSE MATHEMATICS

Higher tier

Geometry and measures

Topic test – Transformations

Mark Scheme

8300

Version 1.0

Glossary for Mark Schemes

GCSE examinations are marked in such a way as to award positive achievement wherever possible. Thus, for GCSE Mathematics papers, marks are awarded under various categories.

If a student uses a method which is not explicitly covered by the mark scheme the same principles of marking should be applied. Credit should be given to any valid methods. Examiners should seek advice from their senior examiner if in any doubt.

M	Method marks are awarded for a correct method which could lead to a correct answer.
A	Accuracy marks are awarded when following on from a correct method. It is not necessary to always see the method. This can be implied.
B	Marks awarded independent of method.
ft	Follow through marks. Marks awarded for correct working following a mistake in an earlier step.
SC	Special case. Marks awarded within the scheme for a common misinterpretation which has some mathematical worth.
M dep	A method mark dependent on a previous method mark being awarded.
B dep	A mark that can only be awarded if a previous independent mark has been awarded.
oe	Or equivalent. Accept answers that are equivalent. eg accept 0.5 as well as $\frac{1}{2}$
[a, b]	Accept values between <i>a</i> and <i>b</i> inclusive.
3.14 ...	Allow answers which begin 3.14 eg 3.14, 3.142, 3.1416
Use of brackets	It is not necessary to see the bracketed work to award the marks.

Examiners should consistently apply the following principles

Diagrams

Diagrams that have working on them should be treated like normal responses. If a diagram has been written on but the correct response is within the answer space, the work within the answer space should be marked. Working on diagrams that contradicts work within the answer space is not to be considered as choice but as working, and is not, therefore, penalised.

Responses which appear to come from incorrect methods

Whenever there is doubt as to whether a student has used an incorrect method to obtain an answer, as a general principle, the benefit of doubt must be given to the student. In cases where there is no doubt that the answer has come from incorrect working then the student should be penalised.

Questions which ask students to show working

Instructions on marking will be given but usually marks are not awarded to students who show no working.

Questions which do not ask students to show working

As a general principle, a correct response is awarded full marks.

Misread or miscopy

Students often copy values from a question incorrectly. If the examiner thinks that the student has made a genuine misread, then only the accuracy marks (A or B marks), up to a maximum of 2 marks are penalised. The method marks can still be awarded.

Further work

Once the correct answer has been seen, further working may be ignored unless it goes on to contradict the correct answer.

Choice

When a choice of answers and/or methods is given, mark each attempt. If both methods are valid then M marks can be awarded but any incorrect answer or method would result in marks being lost.

Work not replaced

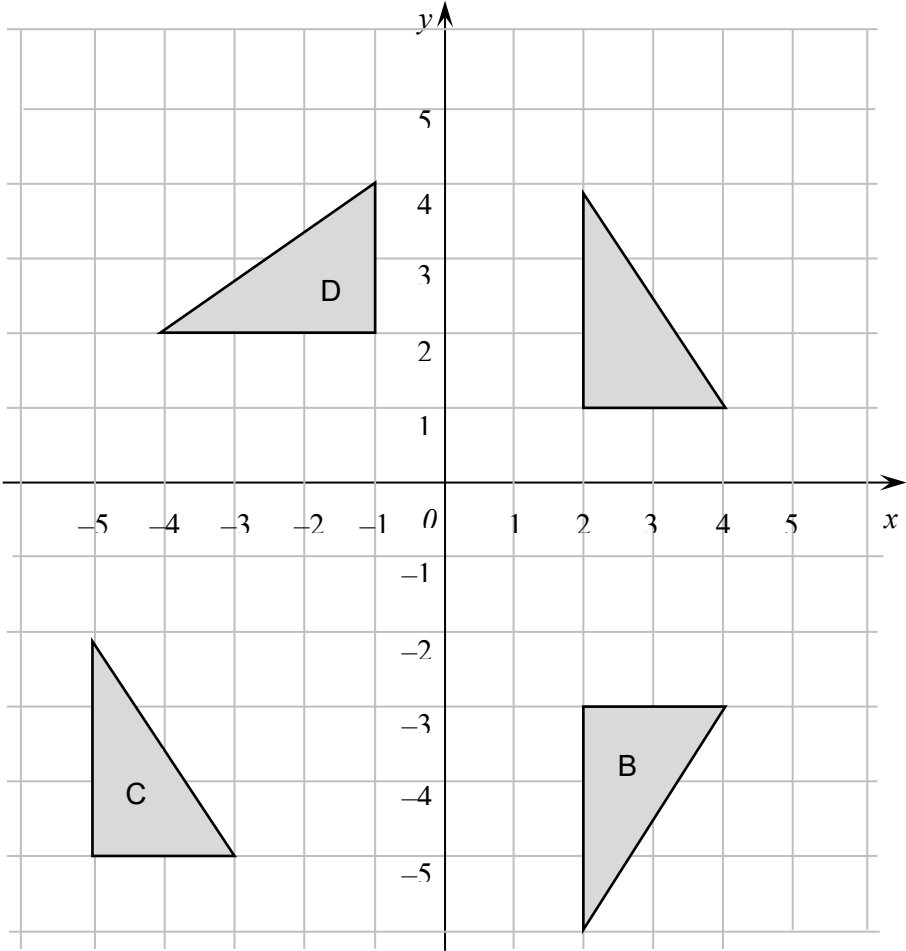
Erased or crossed out work that is still legible should be marked.

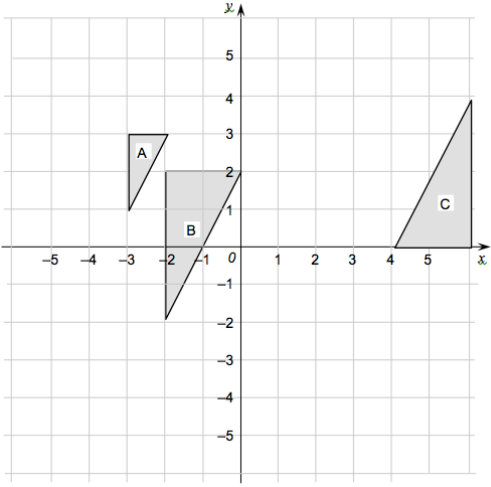
Work replaced

Erased or crossed out work that has been replaced is not awarded marks.

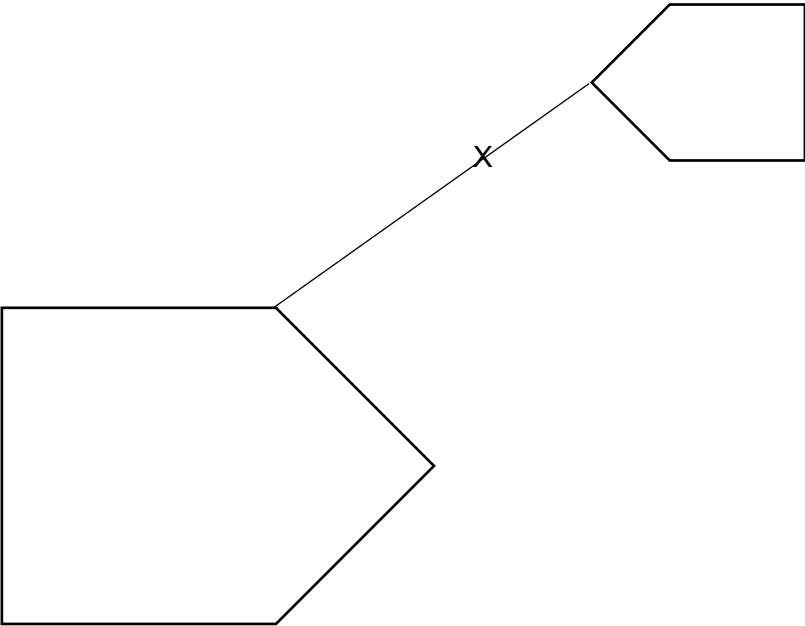
Premature approximation

Rounding off too early can lead to inaccuracy in the final answer. This should be penalised by 1 mark unless instructed otherwise.

Q	Answer	Mark	Comments
1	See diagram below	B2	(a) B2 for reflection in $y = -1$ (A) B1 for reflection in $x = -1$
		B1	(b) B1 for correct translation (B)
		B2	(c) B2 for rotation 90° anticlockwise about $(0, 0)$ (C) B1 for rotation 90° anticlockwise about a different point B1 for rotation 90° clockwise about $(0, 0)$ Condone triangles (a) etc. If triangles correct but no labels SC3
			

Q	Answer	Mark	Comments
2	Quadrilateral drawn with vertices at (0, 5) (0, -4) (-3, -1) and (-3, 2)	B2	B1 for one correct vertex or quadrilateral of correct size and orientation in wrong position.
3	12	B1	
4(a)	Translation $\begin{pmatrix} 8 \\ 0 \end{pmatrix}$	B2	B1 for translation or $\begin{pmatrix} 8 \\ 0 \end{pmatrix}$
4(b)	Reflection in x -axis or $y = 0$	B2	B1 for reflection
4(c)	Rotation 180° about (3, -1)	B2	B1 for Rotation 180°
5(a)		<p>B2</p> <p>B2ft</p>	<p>For B correct</p> <p>B1 for triangle of correct size and orientation in wrong place</p> <p>For C correct from their B</p> <p>B1 for rotation of 180° about a different centre</p> <p>Condone missing labels B and C</p>
5(b)	Enlargement Scale factor -2 centre (or about) (0, 2)	B2	B1 for Enlargement with either scale factor -2 or centre (0,2)
6	Rotation	B1	
	90° anticlockwise	B1	
	(centre or about) (5, 7)	B1	

Q	Answer	Mark	Comments
7(a)	B	B1	
	D	B1	
7(b)	Yes or C or (4,1)	B1	
	The centre of rotation does not move.	B1	oe

8	Enlargement of correct size and in correct position see diagram below.	B2	B1 for one correct vertex or shape of correct size and orientation in wrong position.
			

Copyright information

AQA retains the copyright on all its publications. However, registered schools/colleges for AQA are permitted to copy material from this booklet for their own internal use, with the following important exception: AQA cannot give permission to schools/colleges to photocopy any material that is acknowledged to a third party even for internal use within the centre.

Copyright © 2023 AQA and its licensors. All rights reserved.